



Photo: Linnea Ganstal/UBC Student

Allard School of Law Pre-Departure

Land Acknowledgment



Law Specific Requirements

- **Check out the online Allard Law Outbound Exchange page!**
- **Reminder: exchange offers are conditional on you achieving at least a 70% average on your UBC course work in the 2024-2025 academic year.**
 - This average is higher for some schools.
- **You must complete your UBC course requirements at UBC**
 - Federalism, Jurisprudence and Critical Perspectives, Administrative Law, Ethics & Professionalism, Transnational Law*, Experiential requirement, and Seminar requirement (with advance permission, students may be able to complete seminar requirement on exchange).
- **You must take the equivalent of 15 UBC Law credits per exchange term (even if less is required for you to graduate).**
 - Credit conversions are on the partner university info page on the Go Global website.
 - It is your responsibility to ensure your partner institution will offer sufficient Law courses to allow you to take the correct number of UBC Law credits

Law Specific Requirements: Choosing courses at Partner School

- **Choose courses to take advantage of the opportunities offered by your exchange university.** e.g. take a course with a leading expert in a field or in an area of law that is treated very differently in your host country.
- Courses **must be LAW courses** offered by a Law Faculty to their own LLB/JD/graduate students.
 - The courses cannot be ones targeted solely towards exchange students.
 - No credit will be given for non-Law or language classes.
 - Be cautious about enrolling in non-English Law classes unless you are fluent in the language of instruction
 - Courses **must be substantively different than ones taken at the Allard School of Law.** Should also be upper-level courses.
 - Students must share their list of registered courses and syllabi for each course with Barbara in advance of starting their exchange term (although brief course descriptions may be sufficient depending on the course). **If your courses are not pre-approved before departure, you risk not having your credit transfer back.**
 - If you have any questions about whether you will receive credit for an exchange course, **please contact Barbara.**

Law Specific Requirements: Transferring Credit & Graduation

- **Exchange credit appears on your UBC transcript as a notation.**
 - We **do not transfer courses or grades** and the exchange grades are not factored into your UBC GPA.
 - A future employer may ask for a copy of your exchange transcript though so do not slack off
 - Note: participation in an exchange may remove you from consideration for the Law Society of BC Gold medalist award for the top graduating student.
- **You must arrange for your exchange institution to send a copy of your official transcript to Susan Morin so she can transfer the credit**
 - NOTE: some universities (especially in France and southern Europe) can take a few months to produce a transcript so you should plan accordingly (e.g. if you want to start articling at a particular time).
 - **Students who complete their exchange in their final term of law school will graduate in November, but may be able to start articling earlier once Susan transfers your credit and approves you for graduation. You must also request that Susan write a letter to the law society noting you have met the graduation requirements.**



Photo: Asalah Youssef/UBC Student

Funding your Exchange:

Information session on student loans,
bursaries, scholarships and awards

UBC Enrolment Services



Student Loans

Student Loans: Starting your application

- **BC students:** visit the Student Aid BC website: <https://studentaidbc.ca>.
- **Out-of-province students:** apply for your loan through your home province website.
- **US students:** apply in usual way, make sure partner university is Title IV eligible.

Student Loans:

Applying in the correct year

- Exchanges starting **before August 1**, use application for the current academic year.
- Exchanges starting **after August 1**, use application for the upcoming academic year.

Student Loans:

Who will I pay fees to and what are my study dates?

- If you will be paying fees to UBC, select UBC as your learning institution (not partner university)
- **Study Abroad students** pay fees directly to their partner university and not UBC – apply using partner university information
- Remember tuition is due on the normal UBC due dates, even if your Exchange starts later!
- Remember to confirm your study dates prior to submitting your student loan/grant application

Student Loans: How do I maintain eligibility?

- Must maintain 60% of a full-time course load (of transferable credits) each term, check the course load guide:
<https://students.ubc.ca/enrolment/courses/course-load-guide>
- All transfer credit must be added to your UBC student account within 16 weeks of you exchange end date to maintain loan eligibility

Student Loans: Non BC Residents

- If you are applying for a student loan for the first time designate a Power of Attorney (POA) before you leave to handle the MSFAA process.
 - **This arrangement cannot be established once you are abroad as it requires notarization.**

Student Loans: BC Residents

- If you have never applied for a student loan before and will be applying for the first time:
- You must have a valid BC Services card (received before you leave the country) and go through an identity verification process. This can be done through the BC Services Card App, or in-person at a Service BC location.

UBC Bursary

UBC Bursary: Eligibility and application

- Review full list of eligibility requirements:
<https://students.ubc.ca/enrolment/finances/awards-scholarships-bursaries>
- Your student loan **must be confirmed by the bursary deadline** to be eligible.
- You must apply to the bursary program to be considered. You can apply on the SSC.
- Contact an ES Advisor if you are applying for a Term 2 only loan and bursary.

Scholarships and Awards

Scholarships and Awards: What can I apply for?

- Review international learning awards and scholarships on Go Global's website:
 - <https://students.ubc.ca/enrolment/finances/awards-scholarships-bursaries/awards-participating-go-global>
- For scholarships administered by Go Global that you need to apply to, log on to **Go Global Gateway** CWL and select "Search Scholarships."

Scholarships and Awards:

What am I automatically considered for?

- Go Global Award
 - 70% over best 18 credits in previous Winter session
- Competitive scholarships
 - At least 75% over best 24 credits in previous Winter session
- Eligible for only 1 UBC or UBC-affiliated award

Scholarships and Awards: How do I get my money?

- Funding first goes toward any outstanding tuition and student fees.
- Remaining funding issued to you when there is no outstanding fee balance.
 - You **must** setup Direct Deposit on your SSC on the 'Banking Info – Direct Deposit' screen!

How do I maintain eligibility for current scholarships?

- Do you have a current scholarship?
 - Transcripts for partner university must be forwarded to Enrolment Services
 - Contact your ES Advisor for questions as eligibility requirements may vary

How do I contact Enrolment Services?

- Visit the **Advising Centre in Brock Hall**
- Call our main line at **604-822-9836**
- Use the **Ask Me** form on our website
- Email us at es.lawsupport@ubc.ca



Photo: Asalah Youssef/UBC Student

Safe Travel Essentials

safety.abroad@ubc.ca

<https://safetyabroad.ubc.ca/>



THE UNIVERSITY OF BRITISH COLUMBIA

Who's travelled away
from home on their own?

Who's been to their
destination before?

UBC's Responsibilities:



Maintain the
Student
Safety
Abroad
Registry



Stay informed
of travel
conditions
and follow
policy
guidelines



Offer
students
resources
advice and
help while
travelling

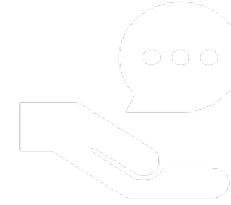
Students' Responsibilities:



Use safe
travel
resources



Research
and prepare
for travel
risks




Register
your trip
with UBC
and your
home
country

A note on student travel cancellations



- Guided by the Student Safety Abroad Policy
- Relies heavily on advice from Global Affairs Canada
- Are made using the best available information at the time
- We are still living with travel risks; conditions may change rapidly

Welcome Lorie...

Registry Profile Progress:



Legend:

 Section incomplete  Section completed


1. Ready to begin?

Start by creating a profile on the Student Safety Abroad Registry. This will help determine what steps you need to complete. **Be sure to update your profile if any information changes.**




1. [Student Profile](#) 



2. [Emergency Contacts](#) 



3. [Activity & Program Details](#) 



4. [Travel Destinations & Dates](#)



Photo: Jorge Albin/UBC Student

Travel-risk planning:

Consider travel risks before you go

Travel risks can be specific to:

- Your destination
- The types of activities you engage in
- Yourself




MENU

[Canada.ca](#) > [Travel](#) > [Destinations](#)



[COVID-19: travel health notice for all travellers](#)

France travel advice

 **Exercise a high degree of caution**


Latest updates: The Need help? section was updated.

Last updated: November 20, 2023 11:09 ET

On this page

- [Risk level](#)
- [Safety and security](#)
- [Entry and exit requirements](#)
- [Health](#)
- [Laws and culture](#)
- [Natural disasters and climate](#)


Risk level

 **France - Exercise a high degree of caution**

[Exercise a high degree of caution](#) in France due to the elevated threat of terrorism.

[↑ Back to top](#)

Safety and security

 **"Attack emergency" alert**

On October 13 2023, the Prime Minister of France raised the security threat level within the "Vigipirate" plan to "urgence attentat" ("attack emergency"). This is the highest level in the Vigipirate plan, a set of

Need help?

Local services

[▶ Emergency services](#)

Consular assistance - France

Please call the consulates before visiting them.

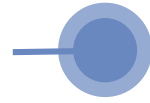
For emergency consular assistance, call the Embassy of Canada in France and follow the instructions

Consular assistance - Wallis and Futuna

For emergency consular assistance, call the High Commission of Canada in New Zealand and follow the instructions.

[▶ Paris - Embassy of Canada](#)

[▶ Nice - Honorary consul of Canada](#)



LOCAL MEDICAL & SECURITY EXPERTISE

PROVIDED GLOBALLY 24/7 IN ANY LANGUAGE



Destination Guide

France

Destination Overview

+ Low Medical Risk for France

✓ Low Travel Risk for France



Active Alerts



Vaccinations



Security Advice

[Expand Map](#)[Overview](#)[Before you Travel](#)[Medical Overview](#)[Security Overview](#)

Standing Travel Advice

- Travel to France can continue with standard security precautions.
- Large-scale protest movements that impact both urban centres and rural areas are common. Precedent suggests they can deteriorate into unrest and most should be avoided as a precaution....



INTERNATIONAL SOS ASSISTANCE APP

Stay informed, healthy and safe while travelling at home and abroad

Use the International SOS Assistance App for medical and security support, whether at home or abroad:

1. Receive support from an International SOS Assistance Centre, 24/7, from anywhere in the world – with the tap of a button.
2. Stay safe and informed with location-based alerts, local travel restrictions, and Auto-Emergency Check-In.
3. Receive real-time alerts based on your location; plus, access up-to-date COVID-19 travel restriction information for anywhere in the world.

Learn more:

<https://www.internationalsos.com/subscriber/assistance-app>

Membership ID Number: 27AYCA486500



is
n

FALSE

FALSE

!

S

t

TRUE

Vacations

Exchange & Internship
Students

Trip Cancellation

Trip Interruption

Travel Health Passport

How to Claim

Travel Coverage

You are covered for up to 120 days per trip and up to \$5,000,000 per lifetime for an unlimited number of trips taken during the time you're covered. Your coverage includes hospital, physician, and other services for emergency treatment of an injury or illness while travelling outside of the province in which you reside (including international travel). It covers reasonable and customary charges, which are in excess of the provincial health-care allowance. International students (including US students) who are not permanent Canadian residents may not use their travel health coverage when travelling to their country of origin.

Compared with other 120-day travel insurance plans, your Plan costs less and covers you more.

Note: You must have Canadian provincial health-care coverage or equivalent coverage to make travel claims.

The current policy year is from **Sept. 1, 2023 – Aug. 31, 2024.**

In this section

>> Vacations

120 days per trip and up to \$5,000,000 per lifetime

>> Trip Interruption

\$5,000 for trip interruption

>> Exchange & Internship Students

Travel health coverage for the duration of an academic exchange or internship, plus for the first 120 days of the trip and for 120 days after the end of the exchange or internship

>> Travel Health Passport

Document you need if faced with a medical emergency while travelling outside your province or in a foreign country

>> Trip Cancellation

\$1,500 for trip cancellation

>> How to Claim

Instructions on how to claim your benefits

Cyber Security

- Follow UBC's [Cyber Safe Travel Tips](#) and review UBC's [travelling with electronics page](#)
- All UBC travellers should:
 - Ensure your devices are encrypted
 - Use a Virtual Private Network (VPN) connection where possible. UBC's **myVPN** is a good option
 - Ensure your Enhanced CWL account is properly setup
 - Understand border laws for your destination and countries you are transiting through. Remember that border control officers have widespread powers to search possessions including electronic devices

Maintaining your health prior to travel

- Your own health care practitioners
 - Can help with prescriptions, safety and wellness plans
 - Consider seeing a travel nurse or doctor (e.g. VCH Travel Clinic)
- Your pharmacist
 - Can help with understanding your prescription medication and ensure access to adequate prescriptions for the duration of your time abroad
 - BC pharmacists can often help with renewing prescriptions/emergency refills OR prescribe for a number of minor ailments [listed here](#)
- ImmunizeBC and the Govt of Canada's travel vaccination page: <https://travel.gc.ca/travelling/health-safety/vaccines>

UBC resources for maintaining your health prior to travel

- UBC Student Health & Counselling Services
 - Can work with you to develop a psychological wellness or safety plan
 - Information on how to book an appointment and what to expect:
<https://students.ubc.ca/health/counselling-services>
- Information on maintaining a healthy lifestyle
 - [Health Topics](#)
- Therapy Assistance Online
- Wellness Centre
 - Mental Health: The Basics [Canvas course](#)
 - How to Help a Peer [Canvas course](#)

Resources for managing your health while abroad

Your travel medical insurance:

- Can assist with referrals
- Must open a claim prior to accessing health services (where possible)
- Carry your insurance details on your person to and make it easy to access electronic copy

International SOS:

- Refer you to in-country doctors, nurses & other health practitioners.
- Provide some free counselling sessions via virtual, in-person or phone (appt. options vary by country)
- Make other referrals as needed

Here2Talk:

- Additional support can be accessed through Here2Talk
- 24/7 access to chat or phone calls with a trained counselor
- Service provided by the BC government

Who can help during an emergency?

Photo: Brianna Ragsdale/UBC Student



Photo: Lillie Goodson/UBC Student

- **Your host university or institution** can help with guidance on navigating local health and emergency services
- **Go Global** staff are available to support you to resolve issues
- **Your insurance provider** can refer you to medical services and help offset the cost of paid medical services
- **International SOS** 24/7 phoneline can advise on medical and security issues, offer support
- **Your consulate or embassy** can help with lost or stolen travel documents referrals to a variety of services including legal advice



Photo: Jorge Albin/UBC Student

Reminders and Next Steps

- Review ISOS and Govt of Canada advisory pages for your destination
- Complete online Safety Abroad Pre-Departure modules
- Understand your insurance coverage
- Think through risks associated with the location and types of activities you'll be undertaking



Photo: Asalah Youssef/UBC Student

Questions?

safety.abroad@ubc.ca
go.global@ubc.ca
<https://safetyabroad.ubc.ca/>



THE UNIVERSITY OF BRITISH COLUMBIA